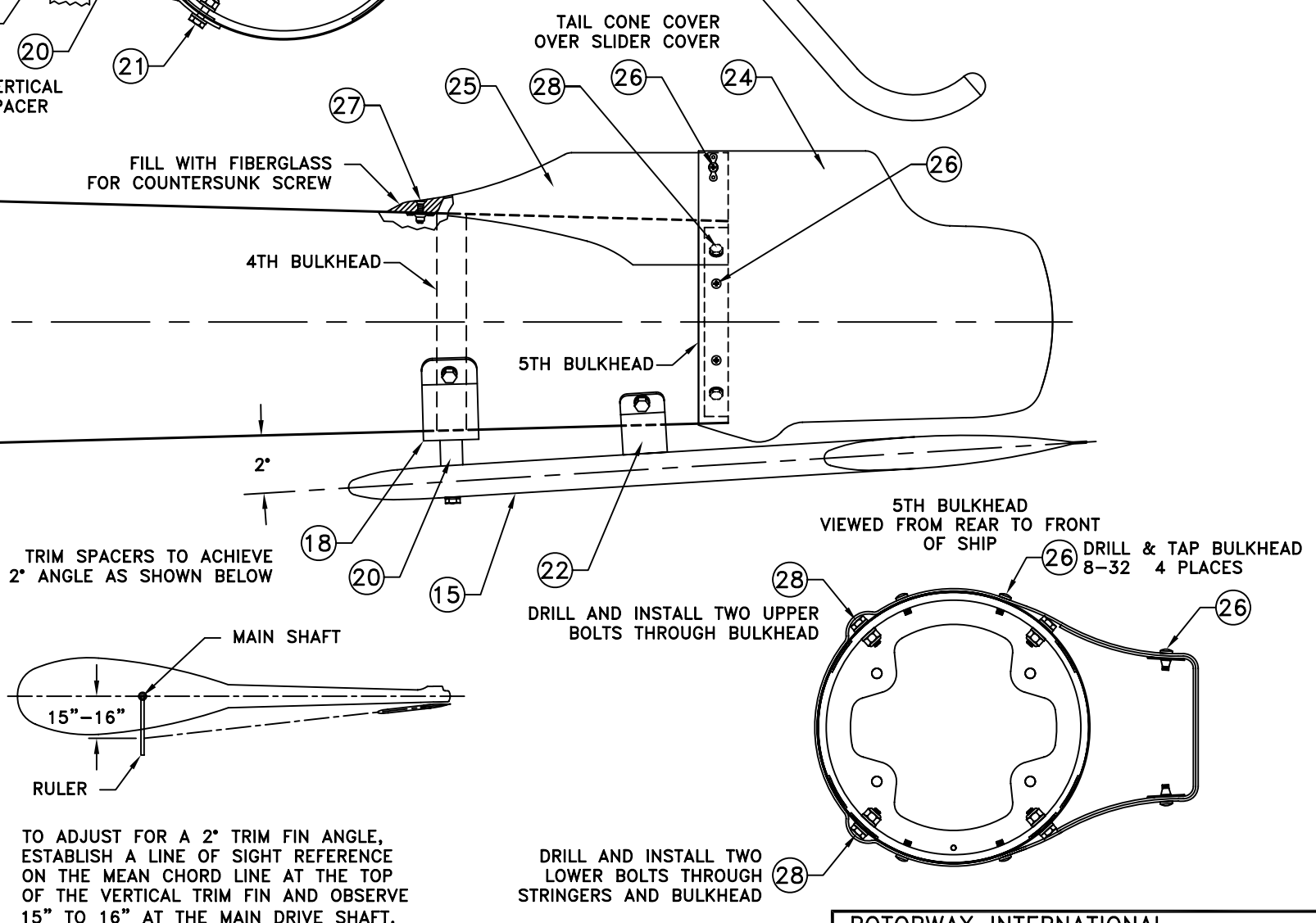
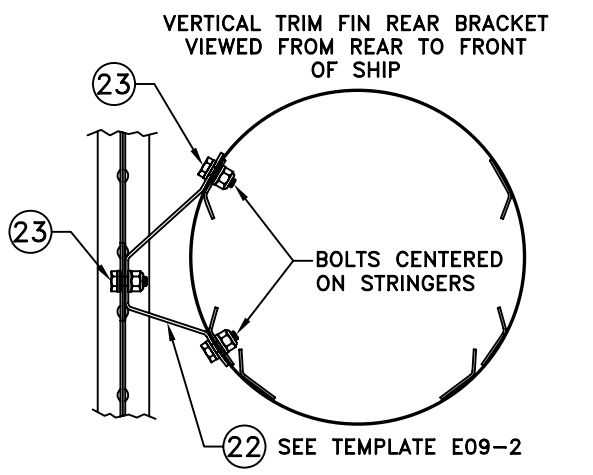
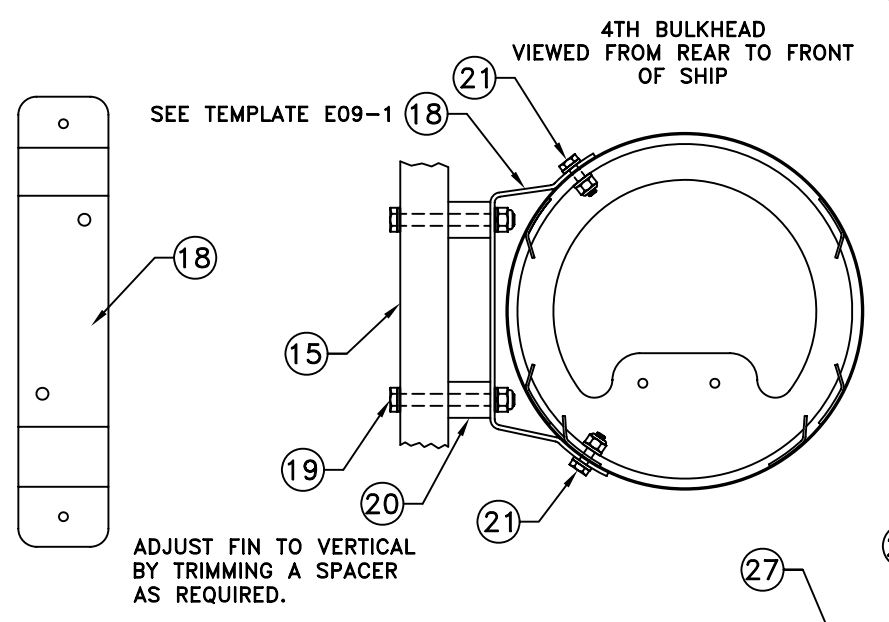
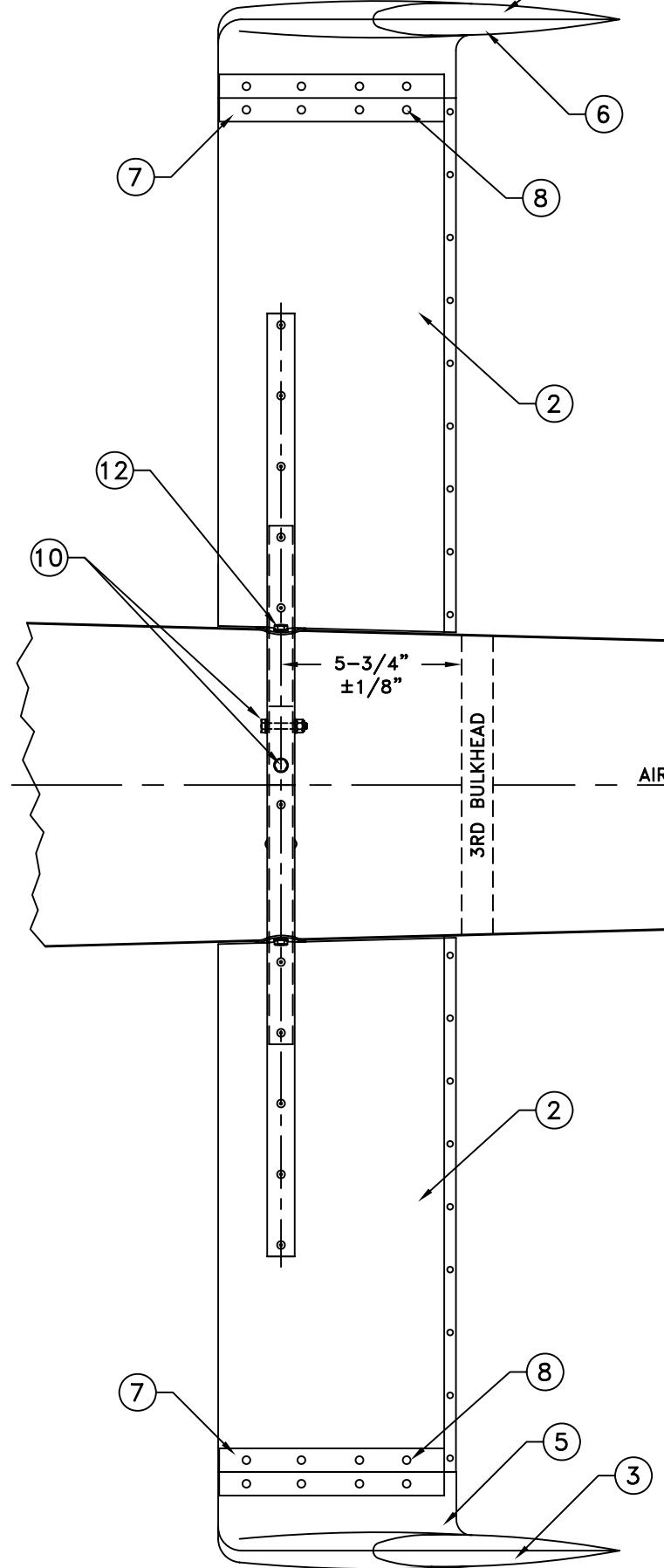


TRIM FIN SPAR IS DISPLACED 1/4" BELOW TAIL BOOM CENTERLINE

SEAM LINE SHOULD BE PARALLEL WITH CENTER LINE OF TAIL BOOM

FORM WOOD END PLUGS TO FIT TOP AND BOTTOM OF TRIM FIN. BOND IN PLACE WITH BLADE GLUE AND SECURE WITH 6 TO 8 WOOD SCREWS.



FIT WINGLET HALVES AND DOUBLERS, FIBERGLASS TOGETHER. FORM WOOD PLUGS TO FIT INSIDE FIN AND WINGLET. SECURE WITH WOOD SCREWS. COVER SEAM WITH FIBERGLASS.

REF. NO.	PART NO.	PART NAME	QTY.
1.	E09-8000	TAIL BOOM ASSEMBLY.....	1
2.	E09-9021	HORIZONTAL TRIM FIN ASSEMBLY.....	1
3.	E09-6211	HORIZ TRIM FIN WINGLET PILOT OUTSIDE....	1
4.	E09-6221	HORIZ TRIM FIN WINGLET PILOT INSIDE.....	1
5.	E09-6231	HORIZ TRIM FIN WINGLET PASS OUTSIDE....	1
6.	E09-6241	HORIZ TRIM FIN WINGLET PASS INSIDE.....	1
7.	E09-6270	WINGLET DOUBLER, PILOT.....	1
8.	E09-6280	WINGLET DOUBLER, PASS.....	1
9.	E09-3271	HORIZONTAL TRIM FIN WOOD PLUG.....	2
10.	E00-4900	WOOD SCREW #4 X 1/2.....	32
11.	E09-3291	(REF.) HORIZONTAL TRIM FIN SPAR.....	1
12.	E09-3300	(REF.) HORIZ. TRIM FIN SPLICE TUBE.....	1
13.	E00-2306	BOLT AN3-12A (3/16 X 1-1/4).....	2
14.	E00-3301	NUT 3/16 FIBERLOCK AN365-1032A.....	2
15.	E00-4301	WASHER 3/16 REGULAR AN960-10.....	4
16.	E00-6201	RIVET 1/8 X 1/8 STEEL POP.....	12
17.	E00-2300	BOLT AN3-4A (3/16 X 1/2).....	4
18.	E00-4301	WASHER 3/16 REGULAR AN960-10.....	4
19.	E00-7100	10-32 NUT PLATE NAS681A-10-32.....	4
20.	E09-3140	DOUBLER PLATE (FROM E24-9780).....	2
21.	E09-9010	VERTICAL TRIM FIN ASSEMBLY.....	1
22.	E09-3260	VERTICAL TRIM FIN WOOD PLUGS.....	2
23.	E09-3241	(REF.) VERTICAL TRIM FIN SPAR.....	1
24.	E09-3252	VERTICAL FIN ATTACH. BRACKET, FRONT....	1
25.	E00-2414	BOLT AN4-23A (1/4 X 2-3/8).....	2
26.	E00-3402	NUT 1/4-28 FIBERLOCK AN365-428A.....	2
27.	E00-4401	WASHER 1/4 REGULAR AN960-416.....	4
28.	E09-3323	VERTICAL FIN SPACER, FRONT.....	2
29.	E00-2303	BOLT AN3-6A (3/16 X 3/4).....	2
30.	E00-3301	NUT 3/16 FIBERLOCK AN365-1032A.....	2
31.	E00-4301	WASHER 3/16 REGULAR AN960-10.....	4
32.	E09-8330	VERTICAL FIN ATTACH. BRACKET, REAR....	1
33.	E00-2300	BOLT AN3-4A (3/16 X 1/2).....	3
34.	E00-3301	NUT 3/16 FIBERLOCK AN365-1032A.....	3
35.	E00-4301	WASHER 3/16 REGULAR AN960-10.....	6
36.	E09-7101	TAIL CONE COVER FIBERGLASS.....	1
37.	E09-7110	SLIDER COVER FIBERGLASS.....	1
38.	E00-1200	SCREW 8-32X 7/16 PHILLIPS HEAD.....	6
39.	E00-7000	NUT PLATE NAS680A-08 8-32.....	2
40.	E00-2302	SCREW (3/16 X 5/8 CSK).....	1
41.	E00-7100	10-32 NUT PLATE NAS681A-10-32.....	1
42.	E00-2301	BOLT AN3-5A (3/16 X 5/8).....	4
43.	E00-3301	NUT 3/16 FIBERLOCK AN365-1032A.....	4
44.	E00-4301	WASHER 3/16 REGULAR AN960-10.....	8

ROTORWAY INTERNATIONAL CHANDLER, ARIZONA		
SCALE: NONE	APPROVED BY:	DRAWN BY: WAR
DATE: 2-05-08		REVISED:
TRIM FINS		
MODEL: A600 TALON	DRAWING NUMBER: E09-2001	